



## USER MANUAL

### VHDI-WIR100M

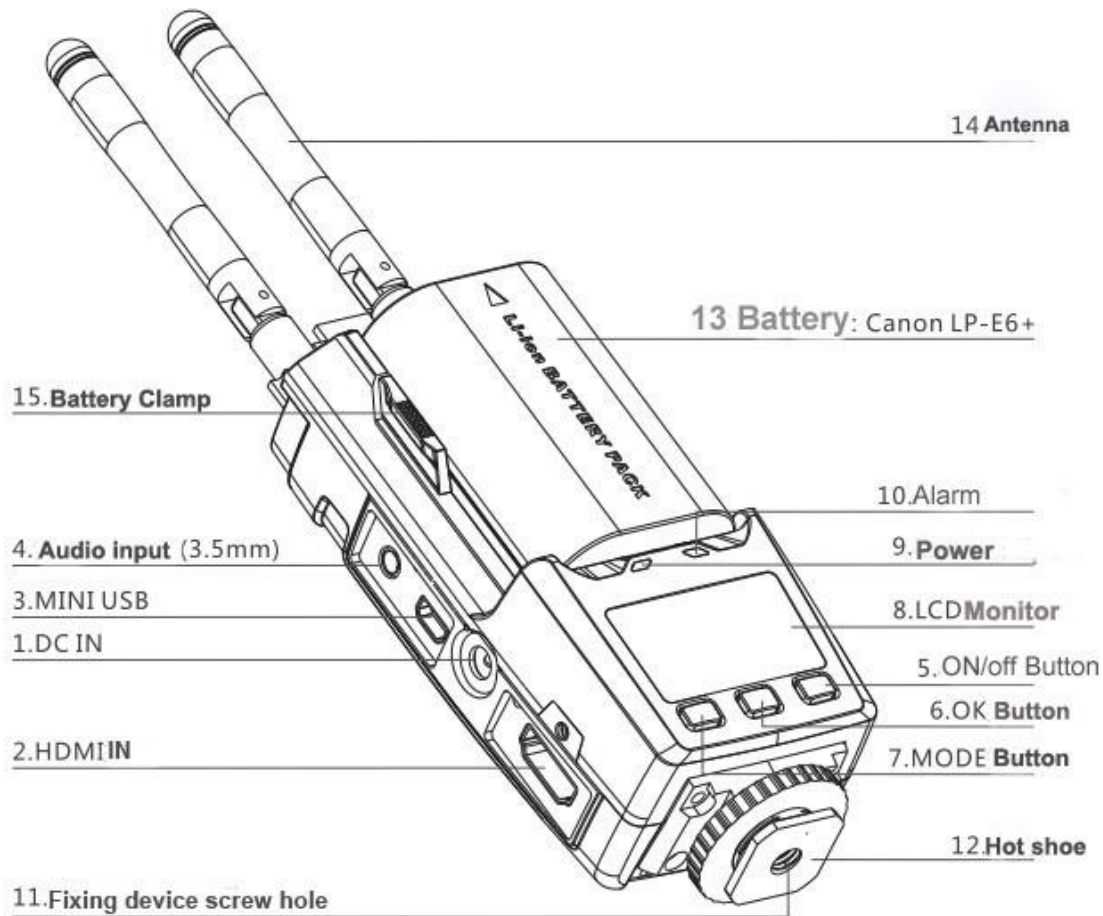
#### 100M WHDI HDMI Wireless Extender

Our 100M WHDI wireless transmission enable wireless transmission of video/audio from any HDMI video source such as PC/HDTV to display devices includes HDTV, HD monitor Over the 5Ghz band with very low latency. WHDI wireless transmission does not require any special configuration or software driver installation .Simply connect the transmitter to the HDMI output of the video source and the receiver to the HDMI input of the Panel/ TV/ Monitor . Our device is really plug and play design . Our device is widely applied to family entertainment , office presentation, lecture, education ,medical treatment , party , conference ect.

#### Features

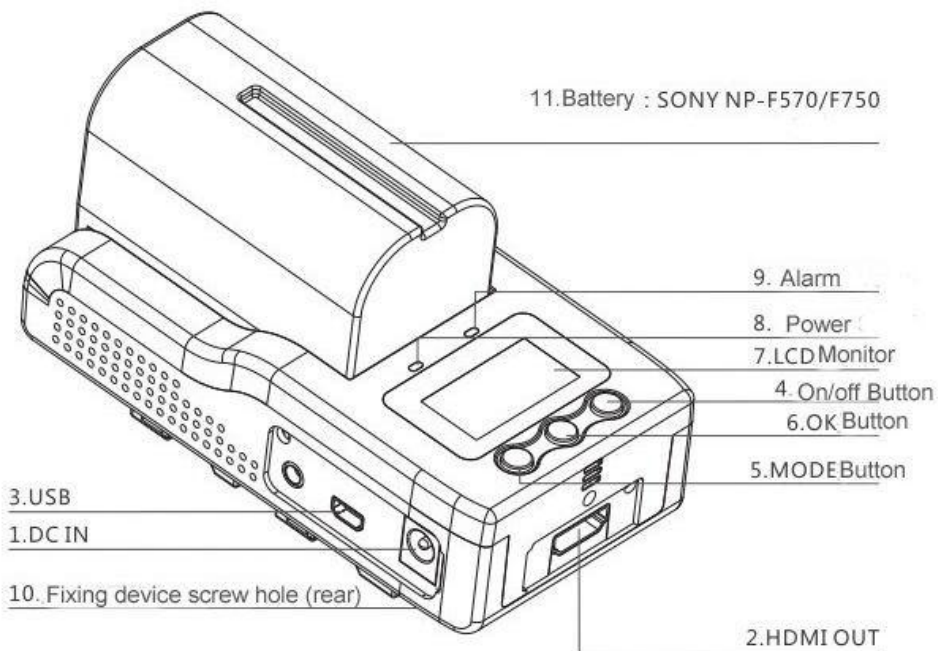
- \* Apply real-time ,uncompressed wireless high definition transmission technology Called WHDI
  - \* Support HDMI single wireless transmission upto 100meter
  - \* Support P2P and point to Multipoint mode (80meter)
  - \* Support Full HD resolution like 1080p60hz
  - \* Support Blue-ray DVD,Media player, IPTV, Notebook PC, Desk PC, PS3 game machine ect with HDMI output interface device.
  - \* Support LCD display of available Frequency, Power status and orange-red backlighting to ensure good views outside door.
  - \* Support 38khz IR control signal output and audio input
  - \* Compliance to EDID 1.1 and HDMI1.3 , HDMI1.4 3D (custom ), WHDI1.0 standard
  - \* Support AES128/256 image encryption technology
  - \* Apply plug and play design to easily install and use
  - \* Support DC power supply or offer lithium battery powered like Cannon LP-E6+
- Support two flexible fixing ways: Hot-shoe and 1/4inch screw mounting

## Parts and Function:



## Transmitter

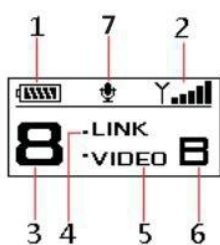
Interface	Function
1. DC IN	DC size is 5.5mm to DC power supply
2. HDMI	HDMI1.3A 9Pin, HDMI source
3. Mini USB	Slave mode , TX-USB powered
4. Audio IN	3.5mm phone jacket
5. ON/OFF Button	Pressed 2s to power on Transmitter, Press Continued 2S to power off transmitter
6. OK button	Switch audio line-in and built-in audio
7. Mode	Select functions
8. LCD Monitor	Show transmitter's network status,frequency, work mode , power value ect
9. Power	Light: power supply is ok Off or wrinkle :Power supply is abnormal or off
10. Alarm	Power source is low Wrinkle : Powering warn
11. Fixing device screw hole	Two piece , size is 1/4inch used to connect with screwing stand
12. Hot shoe	Fixing device hot shoe mounting
13. Battery	Cannon LP-E6+ compatible series battery
14. Antenna	Wireless transmission
15. Battery clamp	Fixing battery



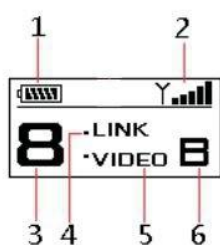
### Receiver

1. DC IN	DC size 5.5MM to DC power supply
2. HDMI OUT	HDMI display such as HDTV, Projector
3. MINI USB	Slave mode, , RX-USB for keyboard or mouse
4. On/off Button	Press 2s to powered on receiver Press continued 2s to powered off receiver
5. MODE Button	Select functions
6. OK Button	Ensure the function
7. LCD monitor	Show receiver working status such as networking, frequency, Rf strength, Power value
8. Power	Light: power supply is ok Off or wrinkle : Power supply is abnormal or off
9. Alarm	Power source is low Wrinkle : Powering warn
10. Fixing device screw hole	size is 1/4inch used to connect with screwing stand
11. Battery	Cannon LP-E6+ compatible series battery

### LED monitor function:



Transmitter



Receiver

- 1. Power value
- 2. Signal strength
- 3. Available frequency
- 4. Network status
- 5. Video Status
- 6. Work mode : B broadcast (One TX, Multi-RX)
- 7. Microphone input indicator

**Button function direction :**

MODE Button : select the functions

OK Button: Ensure select

ON/OFF Button: Powered on or off

Press any button to activate the LCD monitor as monitor was under sleep.

**Technical Specification :**

Model	VHDI-WIR100M HDMI wireless Extender
Available Frequency	5.1-5.9 Ghz
Video communication standard	Mimo
Transmission Power	14-15dbm
Receiving Sensitivity	<- 70dBm
Antenna	2x1 ,3dBm Antenna (TX) / Built-in antenna (RX)
Bandwidth	40mHZ
Modulation Mode	OFDM16QAM (Forward channel ) OOK (Postback channel )
Data rate	Forward channel :3Gbps
Network Mode	P2P, P2 multipoint
Video Format	480p,576p,720p, 1080i ,1080p
S/NR	>23db@(-60<Rx Pin<45)dBm
Audio Format	PCM, ACC, Dolby digital 2.0/5.1 , DTS5.1 ,LPCM5.1/7.1
Wireless Transmission Distance	100M
System Delay	<1ms
HDMI standard	HDMI1.3, HDCP1.2
LED Indicator	Network or video
Input and output Interface	HDMI in/out socket USB in/out Audio in DC in LED indicators :Power ,Alarm LCD Monitor :MODE ,OK ,Power on/off button
Power Supply	DC12V,1A Or Battery : Cannon LP-E6+ (TX ) Sony NP-F570 (Rx)— 2h
Size	TX: 118x54x43mm RX: 118x60x45mm
Work temperature	0°C~80°C
Storage temperature	-20°C~40

**Application Diagram:**

