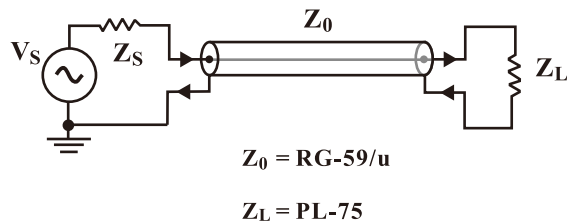


APPLICATION:

When testing RG-59/U coaxial cable, PL-75 is able to connect to oscilloscope input to get most suitable impedance matching. This ensures to gain maximum frequency convert and minimum voltage standing wave ratio. Also, frequency response is able to have effectively extension.

RG-59/U is often used at baseband video frequencies, such as composite video, broadcast frequencies, cabl3 TV systems, VCRs, digital cable/satellite receivers and consumer equipment, audio device and ADAT optical device.

Equivalent Network Diagram



PL-75 BNC 75Ω FEED - Thru Terminator

SPECIFICATIONS:

Model: PL-75

Impedance: 75Ω

Accuracy: $\pm 0.5\%$

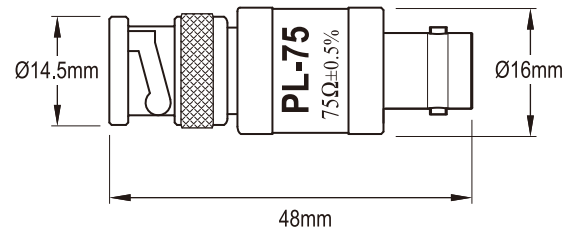
Frequency B.W.: DC ~ 1GHz

Power: 1 Watt

Input Voltage: $\leq 8\text{V DC}$ or 16Vp-pAC

Dimension: 48mm(L) x ϕ 16mm(D)

Product Picture

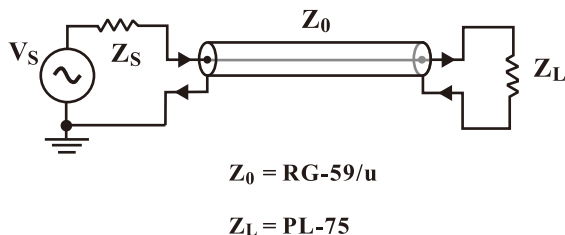


應用說明:

當測試RG-59/U同軸電纜線時，直接在示波器上輸入端接上PL-75可以獲得最適當的阻抗匹配，以保證獲得最大功率傳輸與最小駐波比，同時頻率響應將獲得更有效的延伸。

RG-59/U廣泛應用在基帶視頻訊號，如複合視頻訊號、廣播頻率、有線電視系統、衛星接收有線傳輸或是消費電子設備、音頻設備、ADAT光學裝置等。

等效圖



PL-75 BNC 75Ω FEED - Thru Terminator

規格:

型號: PL-75

阻抗: 75Ω

準確率: $\pm 0.5\%$

頻率 B.W.: DC ~ 1GHz

功率: 1 瓦特

輸入電壓: $\leq 8\text{V DC or } 16\text{Vp-pAC}$

尺寸: 48mm(長) x $\phi 16\text{mm}$ (直徑)

外觀圖

