

# 16 Channel Passive Video, Power CCTV Hub with AC Power Supply in 1U Rack Mounting Hub

**ITEM NO.:** TPP016VPD, TTP111VP, TTP111VP3, TTP111VPC, TTP111VPD-RJ45

The 16-channel TPP016VPD CCTV hub is using standard CAT5 & RJ45 structured building wiring to carry video, power and data for simplifying short range installation by centralizing power and reducing installation labor costs. The built in 8AMP AC24V power supply could support at-distance camera loads up to 500mA per channel. Each port built in switch to set the unit to power 2 pairs or 3 pairs. To use with TTP111VP3, TTP111VPC, TTP111VPD-RJ45 at camera side to send video, power or data for cable runs 300 meters (max.)

## **TPP016VPD 16 Channel Passive Video, Power, Data CCTV Hub with AC Power Supply in 1U Rack Mounting Hub**

- TPP016VPD CCTV hub Integrate and send video and power, data over a single 4 pairs CAT5 cable up to 300 meters.
- Built in switch at each port to set unit for “2 pair power + 1 pair data” mode or “3 pairs power” mode.
- Power cameras via 2 or 3 pairs UTP cable for variety distances (please refer to below power distance chart).
- Use with video power transceiver TTP111VP3 (AC24V camera), TTP111VC (DC12V camera) at camera side, to send video and power only.
- Use with TTP111VPD-RJ45 video, power, data combiner at the camera side, to send video, power and data.
- 8 Amp AC24V power, each port output current up to 1.1Amp for camera, max up to 8 Amp.
- Built in “no fuse breaker” to avoid current overload.
- Built in PTC (positive temperature coefficient) for short protection and auto rework on each port.
- Perfect cable management solution from the camera to the wiring station, control room.

## **TTP111VP Video & Power Transceiver for AC24V Camera (2 pairs)**

- Video (one pair) and remote power (2pairs) transmission over one 4pairs CAT5 cable.
- Transmission range up to 300 meters (max.)
- BNC for video, power cord for power, RJ45 female output for video and power.
- Eliminates costly coaxial cables and minimize installation time.
- Use with TPP016VPD for 16 channel video, power over professional CAT5 RJ45 connection.

## **TTP111VP3 Video & Power Transceiver for AC24V Camera (3 pairs)**

- Identical to TTP111VP, but remote power go through via “3 pairs” to instead of 2 pairs for longer range.

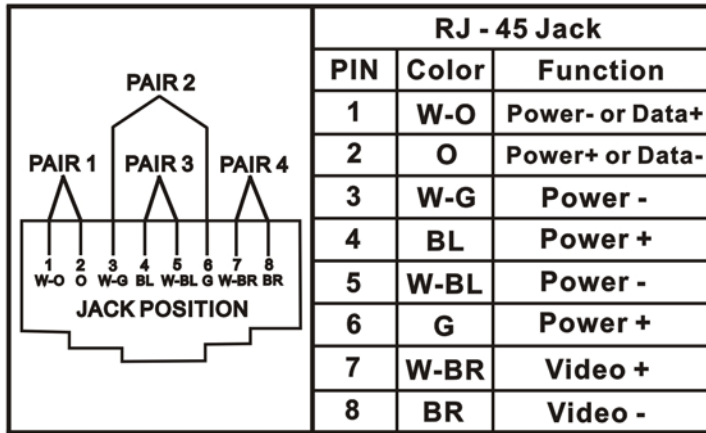
## **TTP111VPC Video & Power Transceiver for DC12V Camera**

- Video (one pair) and remote power (2 or 3 pairs) transmission over one 4pairs CAT5 cable.
- Built in AC to DC12V regulated power converter, 1000mA max. .
- Built in switch to set unit for “2 pair power through” or “3 pairs power through” mode.
- For DC12V camera use, the power sources convert from TPP016VPD AC24V power for professional CCTV Industry Installation.
- Transmission range up to 300 meters (max.)
- BNC for video, power cord for power, RJ45 female output for video and power.
- Eliminates costly coaxial cables and minimize installation time.
- Use with TPP016VPD for 16 channel video, power over professional CAT5 RJ45 connection.

## **TTP111VPD-RJ45 Video, Power, Data Transceiver**

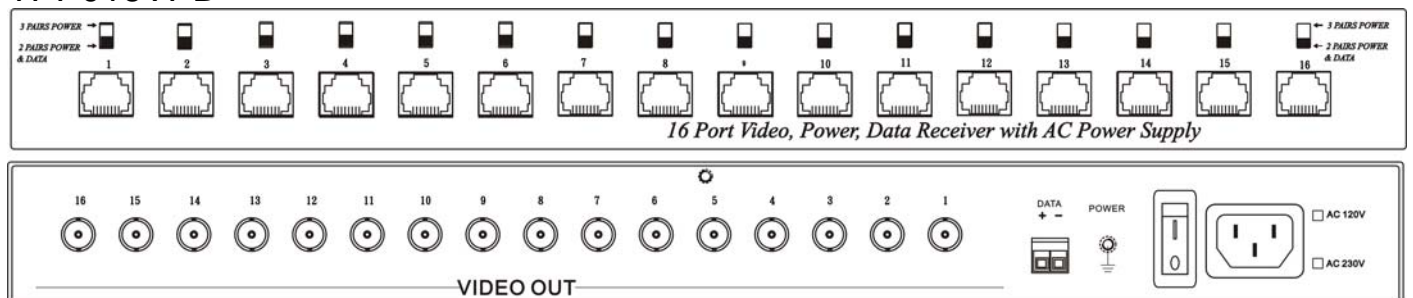
- Video, low voltage camera power, Data (RS422, 485) transmission over one standard CAT 5 cable.
- Male BNC with 2 mini-coax pigtail to RJ45 connector.
- Built in PTC fuse for short protection.
- Transmission range up to 300 meters (max.)
- Use with TPP016VPD at camera side, 16 channel video, power, data over professional CAT 5 RJ45 connection.

# RJ-45 Jack Pin Define for Camera Connection



## Product Overview:

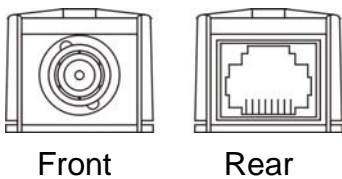
### TPP016VPD



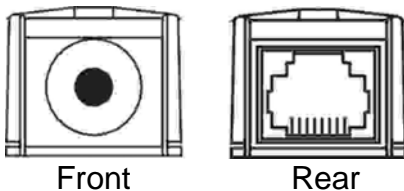
## Switch setting:

- 3 pairs power -----working with TTP111VP3 or TTP111VPC
- 2 pairs power & data-----working with TTP111VPD-RJ45
- 2 pairs power-----working with TTP111VP

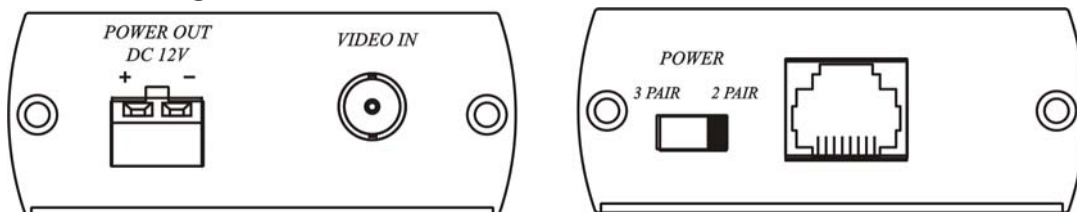
### TTP111VP/ TTP111VP3



### TTP111VPJ-RJ45

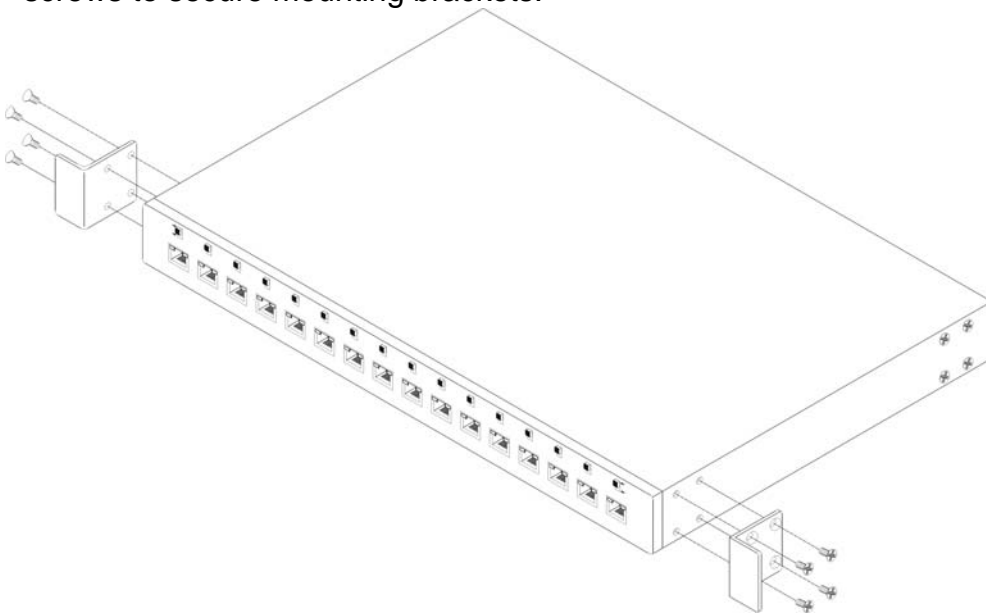


### TTP111VPC



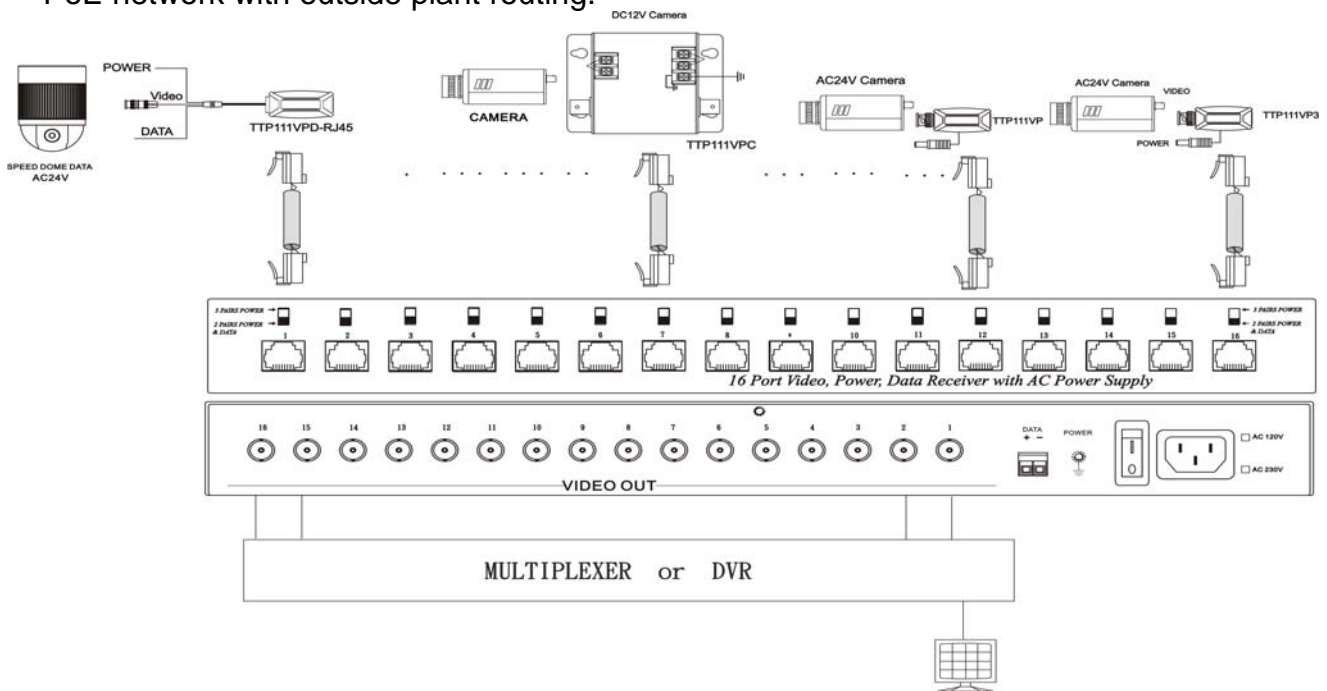
### Rack Mount Installation:

Package include the two mounting brackets and eight screws.  
 Place the mounting brackets unto the side of the left and right side of rack enclosure. Use two screws to secure mounting brackets.



### Installation View:

Caution: to avoid any damage, TPP016VPD cabling is not able to connect any Ethernet or PoE network with outside plant routing.



### AC24V Power Distance Chart over UTP CAT5 cable:

CAT5 Cable (24AWG)	Actual Voltage camera at 21V	
Power	2 Pairs/AC24V	3 Pairs/AC24V
100 mA	300 Meters	300 Meters
300 mA	100 Meters	225 Meters
1 Amp	30 Meters	45 Meters

## Specification:

ITEM NO.	TPP016VPD
Video, Power, Input	16 x RJ45 connector for 16 Port
RJ45 with LED indication	Yellow LED on: power go though, Green LED: no function
Data Input Port	1 Port (Terminal Block)
Video Output (BNC Connector)	16 Port, 1Vp-p, 75 ohms
Power	8AMP, AC120V/230V to AC24V Each port output current 1.1A (Max.)
Recommend Cable	CAT 5 Cable 4 Pairs (24 AWG)
Storage Temperature	-30°C ~70°C
Operation Temperature	-10°C ~45°C
Weight g	5700 g
Dimension W x H x D mm	482x170X44 (1U)
Material	Metal Black

ITEM NO.	TTP111VP / TTP111VP3
Video (BNC Connector)	1 (1V p-p, 75 Ohms)
Transmission Interface	RJ45
Transmission Distance	600M(B/W), 300M(COLOR)
Cable	Twisted Pair CAT5 (AWG24)
Power	V
Storage Temperature	-30°C ~70°C
Operation Temperature	-10°C ~45°C
Weight	70 g
Dimension W x H x D mm	69x25x22
Material	PVC Black

ITEM NO.	TTP111VPC
Video (BNC Connector)	1 (1V p-p, 75 Ohms)
Power	V
Transmission Interface	RJ45
Transmission Distance	600M(B/W), 300M(COLOR)
Cable	Twisted Pair CAT5 (AWG24)
Input Power	AC20~28V; DC16~30V
Output Power	DC12V Regulated
Output Current	1000mA (MAX)
Material	Metal
Storage Temperature	-30°C ~70°C
Operation Temperature	-10°C ~45°C
Weight	200 g
Dimension W x H x D mm	87x67x27
Material	Metal

ITEM NO.	TTP111VPD-RJ45
VIDEO (BNC Connector)	1 (1V p-p, 75 Ohms)
TRANSMISSION INTERFACE	RJ45
TRANSMISSION DISTANCE	600M(B/W), 300M(COLOR)
DATA Connector	1
CABLE	Twisted Pair CAT5 (AWG24)
POWER	V
DIMENSIONS W x H x D mm	69x25x20.5 with 25cm cable