

TWISTED PAIR TRANSMISSION SYSTEM – Passive Series

ITEM NO.: TTP111V, TTP111VT, TTP111VF, TTP111VP, TTP111VPJ, TTP111VCT, TTP111VL, TTP111VLH, TTP111AV, TTP414V, TTP414VH, TTP414VD, TTP444V, TDP414V, TDP414VP

Features:

- Transmit a full motion monochrome video signal up to 600 meters, color video signal up to 400 meters.
- Distance Up to 1Km when used with an active receiver such as TTA111VH, TTA111VR, TTA111AVR, TTA414VR, TPA008, TPA016.
- Passive, No power required.
- Built in a highly balanced mode of video transmission on TTP111VLH, TTP414VH, perfect to put them at receiver side for extra interference immunity.
- Eliminate Coaxial Cable.
- Up to multi TTP111XX, can work with 1U rack mounting multi channel receiver panel TPP016, TPA008, and TPA016.

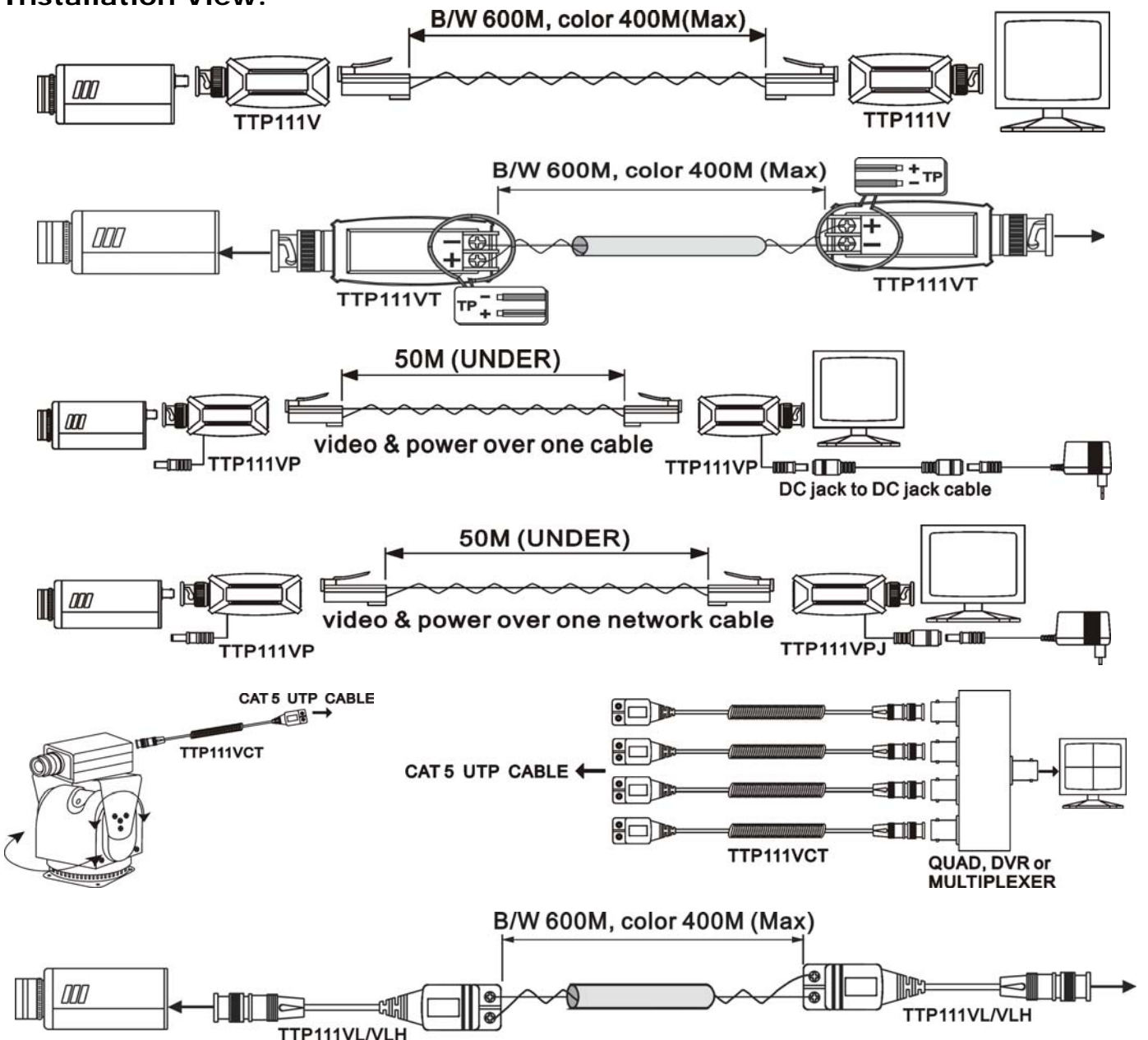
FCC

CE

C-TICK

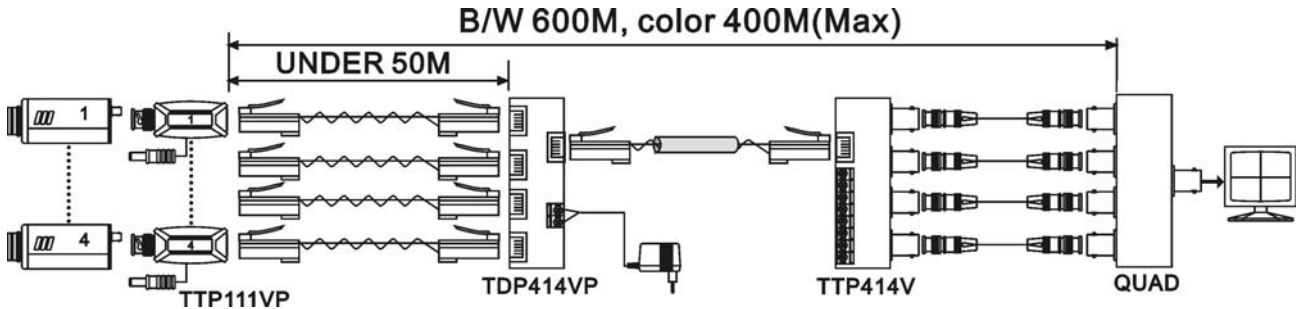


Installation View:

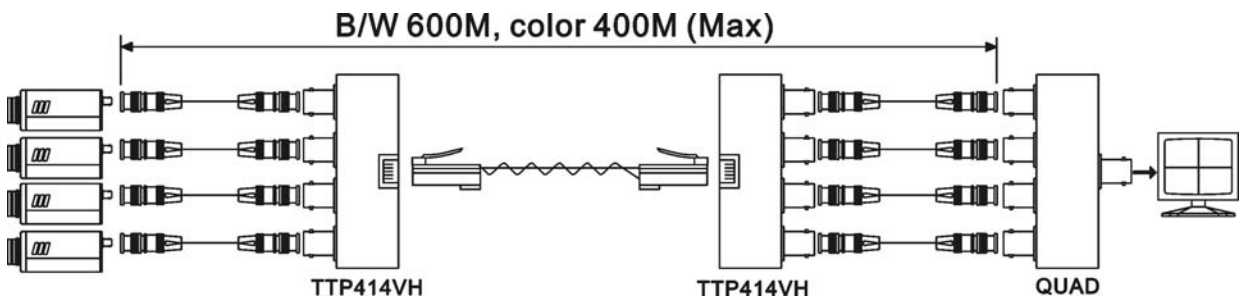
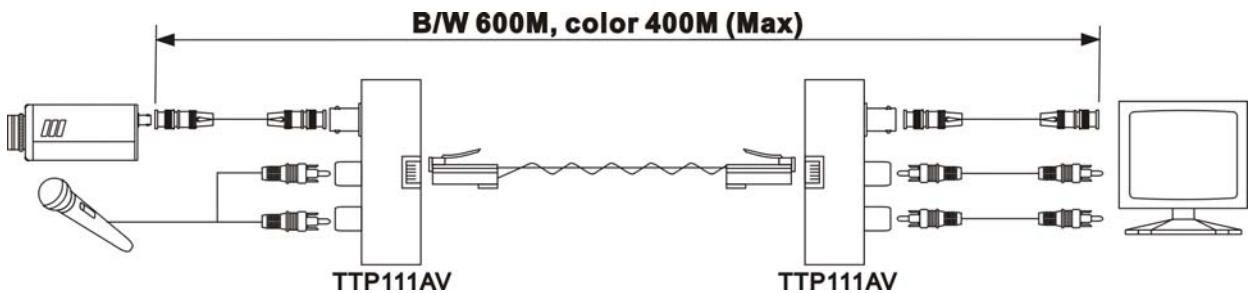


TTP111VLH: Exceptional Interference Rejection (Perfect for DVR)

Built in a highly balanced mode of video transmission, which is immune to interference from these, and other sources of noise: Data Signals, Other Video Signals, Nearby Power, Ringing Telephones, Fluorescent Lights, Transformers, And More...

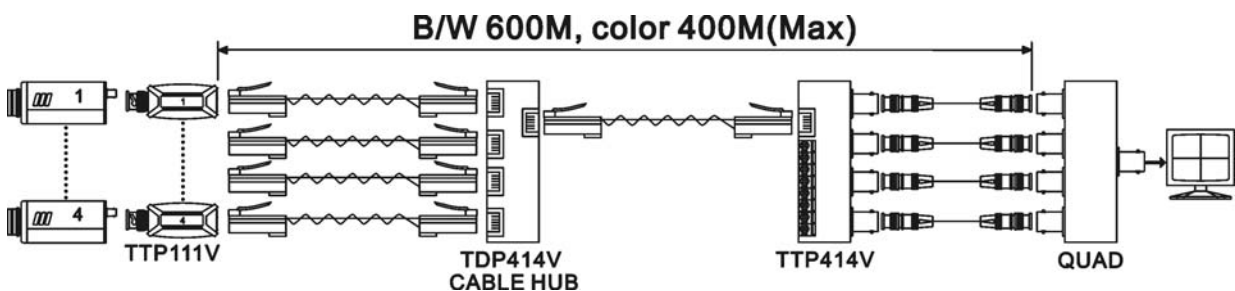
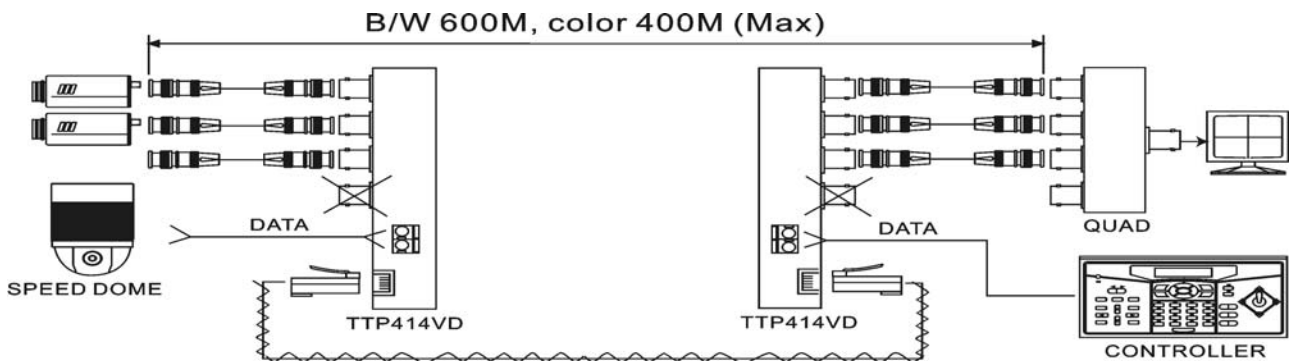


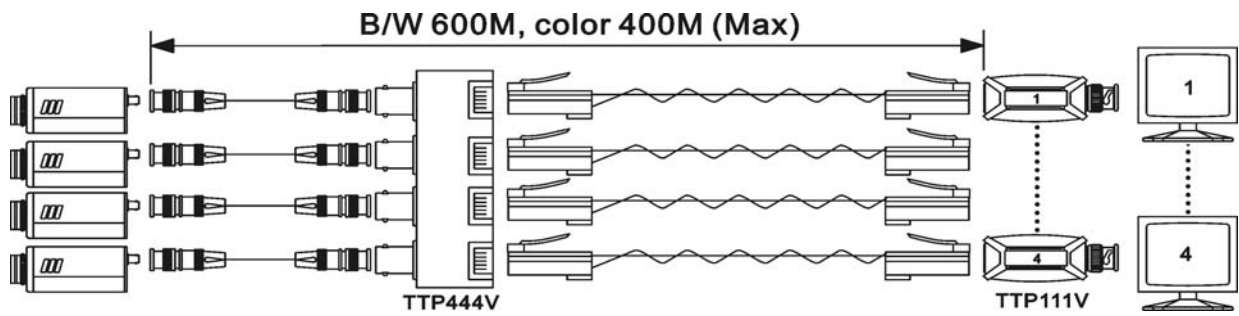
Note: Camera power send from TDP414VP cable hub station (50meters), work with TTP111VP. TDP414VP including “regulated power adapter” must work with “non-regulated camera”. Once your camera built in regulated IC, the adapter must alternate to NON-Regulated.



TTP414VH: Exceptional interference rejection for all 4 channels (Perfect for DVR)

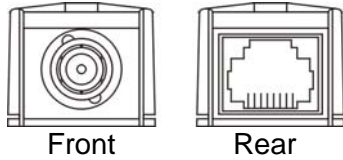
Built in a highly balanced mode of video transmission, which is immune to interference from these, and other sources of noise: Data Signals, Other Video Signals, Nearby Power, Ringing Telephones, Fluorescent Lights, Transformers, And More...



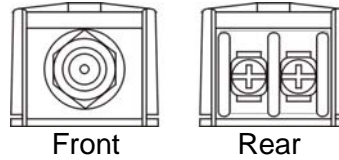


Panel View:

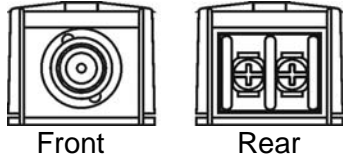
TTP111V / TTP111VP



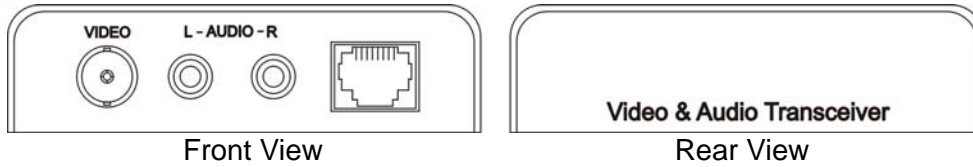
TTP111VF



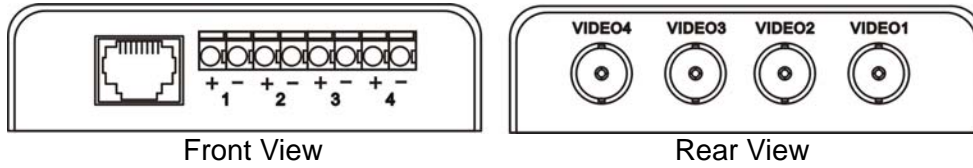
TTP111VT



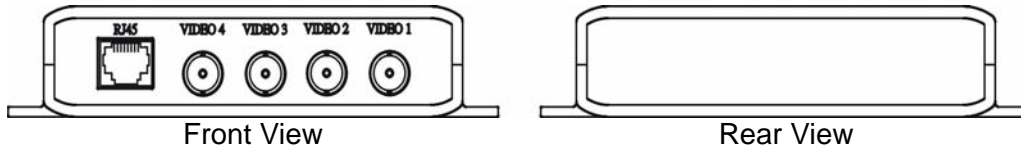
TTP111AV



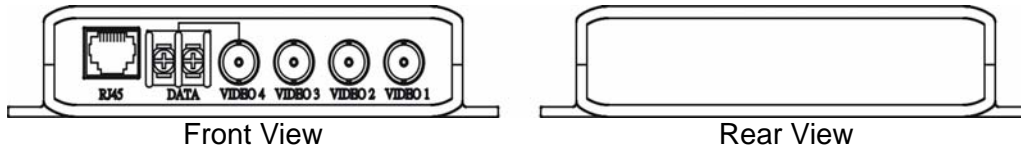
TTP414V



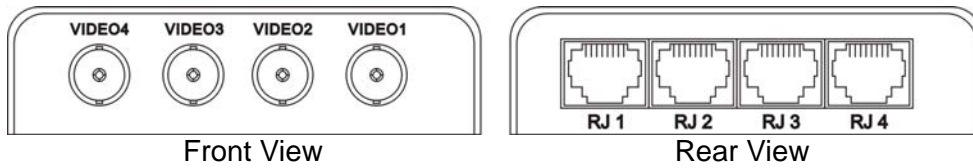
TTP414VH



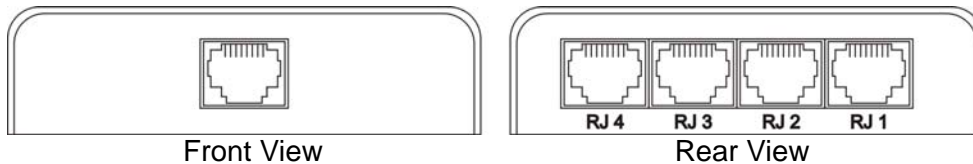
TTP414VD



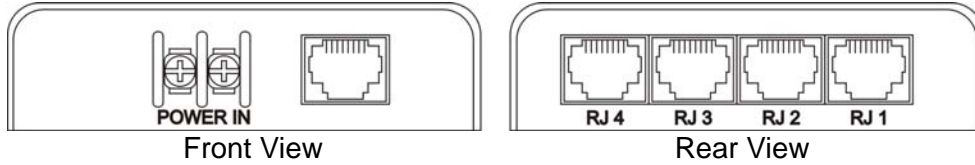
TTP444V



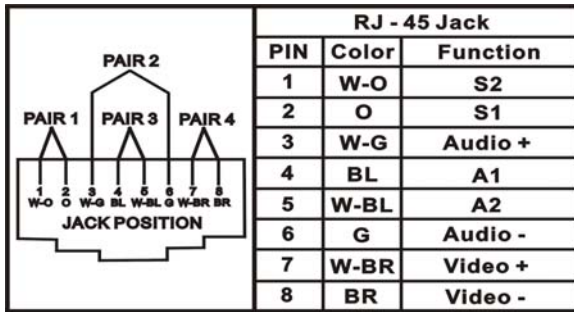
TDP414V



TDP414VP



RJ-45 Jack Pin Define



NOTE : These devices is reversible, BNC connector = RJ45

PAIR2 & PAIR3 : POWER (TTP111VP, TTP111VPJ) → POWER+ : PIN 6, PIN 4, POWER- : PIN 3, PIN 5
 PAIR4 : VIDEO

Specification:

ITEM NO.	TTP111V	TTP111VT	TTP111VF	TTP111VP	TTP111VPJ
VIDEO INPUT (BNC Connector)	1	1	F	1	1
VIDEO INPUT	1V p-p, 75 Ohms				
AUDIO INPUT (RCA Connector)	X				
AUDIO INPUT	X				
RJ-45 INPUT	X				
RJ-45 OUTPUT	1	Terminal	Terminal	1	1
TRANSMISSION DISTANCE	600M(B/W), 400M(COLOR)				
CABLE FOR RJ-45	Twisted Pair CAT 5 (AWG24)				
POWER	X	X	X	V	V
DIMENSIONS W x H x D mm	69x25x22	69x25x22	69x25x22	69x25x22	69x25x22

ITEM NO.	TTP111VCT	TTP111VL	TTP111VLH	TTP111AV	TTP414V
VIDEO INPUT (BNC Connector)	1	1	1	1	4
VIDEO INPUT	1V p-p, 75 Ohms				
AUDIO INPUT (RCA Connector)	X	X	X	2 WAY	X
AUDIO INPUT	X	X	X	2V p-p	X
RJ-45 INPUT	X	X	X	X	X
RJ-45 OUTPUT	SCREW	Terminal	Terminal	1	1
TRANSMISSION DISTANCE	600M(B/W), 400M(COLOR)				
CABLE FOR RJ-45	Twisted Pair CAT 5 (AWG24)				
POWER	X	X	X	X	X
DIMENSIONS W x H x D mm	23x23x550mm With 18cm Retractable Cord	23x23x320mm With 25cm mini coax cable	23x23x330mm With 25cm mini coax cable	110x77x24	110x77x24

ITEM NO.	TTP414VH	TTP414VD	TTP444V	TDP414V	TDP414VP
VIDEO INPUT (BNC Connector)	4	4	4	X	X
VIDEO INPUT	1V p-p, 75 Ohms				
AUDIO INPUT (RCA Connector)	X	X	X	X	X
AUDIO INPUT	X	X	X	X	X
RJ-45 INPUT	X	X	X	4	4
RJ-45 OUTPUT	1	1	4	1	1
TRANSMISSION DISTANCE	600M(B/W), 400M(COLOR)			X	X
CABLE FOR RJ-45	Twisted Pair CAT5 (AWG24)				
POWER	X	X	X	X	V
DIMENSIONS W x H x D mm	138x66x28	138x66x28	110x77x24	110x77x24	110x77x24