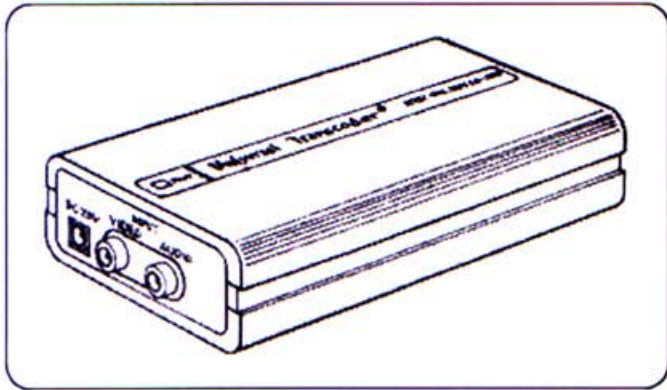


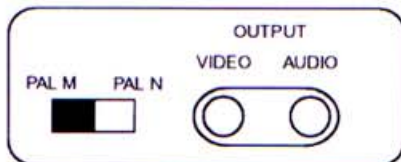
# Videosystem Converter

CN-100PM	NTSC to PAL M/N
CN-100P	NTSC to PAL
CP-100N	PAL to NTSC
CN-100P/RF	NTSC to PAL RF OUTPUT
CP-100S	PAL to SECAM
CS-100P	SECAM to PAL
CS-100N	SECAM to NTSC

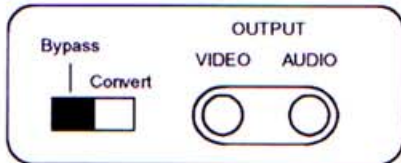


The Video system Converter connected between a VCR, Satellite Receiver, Camcorder and your color TV will enable you to view another video system on the local TV system.

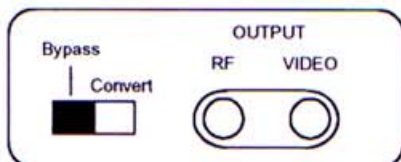
## VIDEO SYSTEM SELECT



CN-100PM: Switch to the PAL M select PAL M/BRASIL  
Switch to the PAL N select PAL N/ARGENTINA



CN-100P: Switch to the BYPASS select input to output directly.  
Switch to the CONVERT select NTSC to PAL.  
CP-100N: Switch to the BYPASS select input to output directly.  
Switch to the CONVERT select PAL to NTSC.  
CP-100S: Switch to the BYPASS select input to output directly.  
Switch to the CONVERT select PAL to SECAM.  
CS-100P: Switch to the BYPASS select input to output directly.  
Switch to the CONVERT select SECAM to PAL.  
CS-100N: Switch to the BYPASS select input to output directly.  
Switch to the CONVERT select SECAM to NTSC.

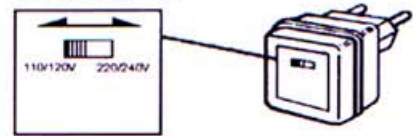


CN-100P RF O/P: Switch to the BYPASS select video input to RF output switch to the convert select NTSC to PAL RF output.

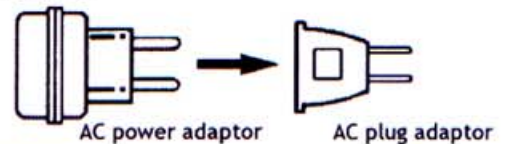
## ADAPTOR VOLTAGE ADJUSTMENT

\* The supplied adaptor operates on either 110/120V or 220/240V AC. Before plugging the adaptor into a wall outlet make certain that the voltage selector on the front of the adaptor is set to the local power line voltage. Use a pencil or similar object to slide the switch. DO NOT EXPOSE THIS UNIT TO EXCESSIVE MOISTURE OR WATER.

Voltage Selector



\* If the plug of the AC power adaptor does not fit your wall outlet, attach the supplied AC plug adaptor.



## SPECIFICATIONS

- \* Power requirements: 7.5V DC 110/120V or 220/240V AC 50/60 Hz
- \* Video input: 1 Vp-p 75 ohm phone jack.
- \* Video output: 1 Vp-p 75 ohm phone jack.
- \* Audio input/output: phone jacks thru unit.
- \* Operating temperature: 5°C to 40°C
- \* Weight: Approx. 240 Grams

## ACCESSORIES SUPPLIED

- (1) AC POWER ADAPTOR 110/120V or 220/240V
- (1) AC PLUG
- (1) Set of video/audio connecting cables

Patent Pending

## SYSTEM CONNECTIONS

THE AC ADAPTOR POWER UNIT SHOULD NOT BE PLUGGED INTO A WALL OUTLET UNIT. ALL CONNECTIONS ARE COMPLETE.

